

# Table of Contents

Description .....	2
Install.....	3
Using extension.....	5
Using markers for customers .....	5
Add new types of markers to system .....	6
System Requirements .....	8
License.....	8
Developer Info .....	8
Developer.....	8
Site .....	8
Contacts .....	8

# Description

Extension **Customer Markers** intended to mark customers with graphic icons (or markers) and add text notes.

Now all important customers will be labeled with graphic colored markers. They are immediately catch your eye and greatly simplify the search for the required information. Text notes remind you or the staff for additional information about customer.

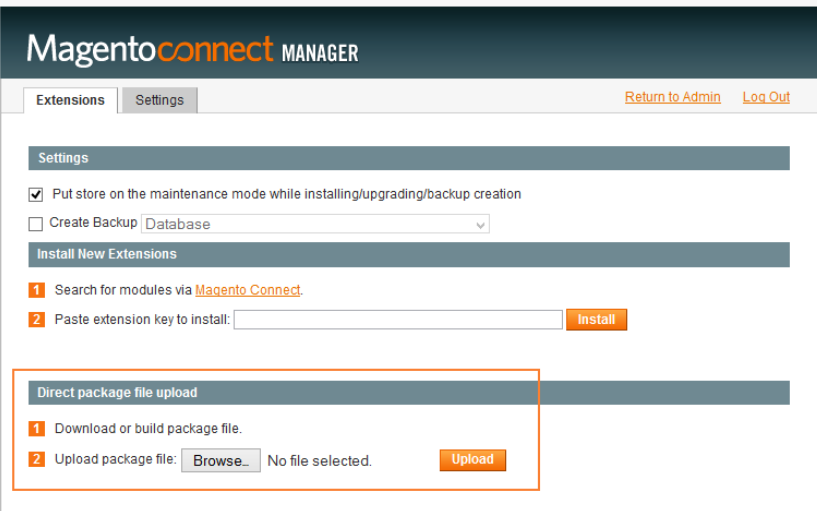
The module is able to:

- save your time and simplify work with customers;
- create easy collaboration among multiple store managers;
- clearly highlight important customers;
- provide additional information about customers using text notes.

You can mark any customer with marker right on the page with a list of all customers. You can delete, edit existing markers and add new markers to system. There are several integrated marker icons in extension. Also you can use 2 free pack of icons (total of 80 icons) that come with the extension in separate folders.

# Install

Go to **System - Magento Connect - Magento Connect Manager - Direct Package file upload**



**Magentoconnect** MANAGER

Extensions Settings [Return to Admin](#) [Log Out](#)

Settings

Put store on the maintenance mode while installing/upgrading/backup creation

Create Backup Database

Install New Extensions

1 Search for modules via [Magento Connect](#).

2 Paste extension key to install:

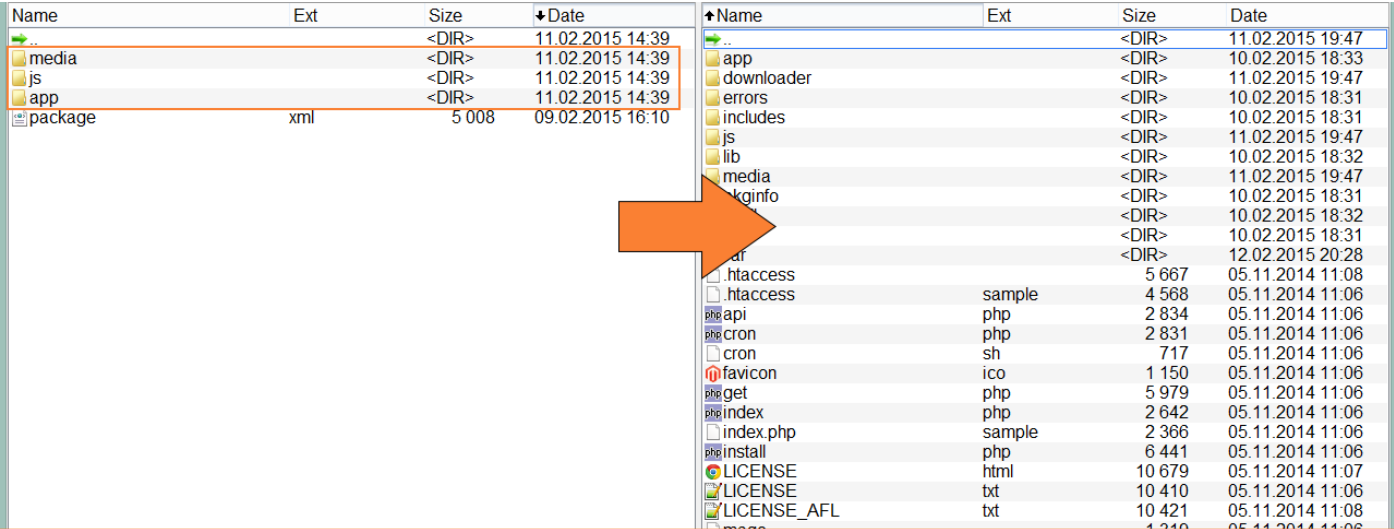
Direct package file upload

1 Download or build package file.

2 Upload package file:  No file selected.

**Install**

If you have Magento 1.4 or problems with **Direct Package file upload** then copy files from archive with extension to your server.



Name	Ext	Size	Date
media	<DIR>		11.02.2015 14:39
js	<DIR>		11.02.2015 14:39
app	<DIR>		11.02.2015 14:39
package	xml	5 008	09.02.2015 16:10

Name	Ext	Size	Date
app	<DIR>		10.02.2015 18:33
downloader	<DIR>		11.02.2015 19:47
errors	<DIR>		10.02.2015 18:31
includes	<DIR>		10.02.2015 18:31
js	<DIR>		11.02.2015 19:47
lib	<DIR>		10.02.2015 18:32
media	<DIR>		11.02.2015 19:47
pkginfo	<DIR>		10.02.2015 18:31
sample	<DIR>		10.02.2015 18:32
test	<DIR>		10.02.2015 18:31
var	<DIR>		12.02.2015 20:28
.htaccess		5 667	05.11.2014 11:08
htaccess	sample	4 568	05.11.2014 11:06
api	php	2 834	05.11.2014 11:06
cron	php	2 831	05.11.2014 11:06
cron	sh	717	05.11.2014 11:06
favicon	ico	1 150	05.11.2014 11:06
get	php	5 979	05.11.2014 11:06
index	php	2 642	05.11.2014 11:06
index.php	sample	2 366	05.11.2014 11:06
install	php	6 441	05.11.2014 11:06
LICENSE	html	10 679	05.11.2014 11:07
LICENSE	txt	10 410	05.11.2014 11:06
LICENSE_AFL	txt	10 421	05.11.2014 11:08

**Copy files to server**

Then go to **System - Cache Management** and refresh cache. Select all cache types, choose action **Refresh** and click on **Submit**. Also do **Flush Magento Cache** and **Flush Cache Storage**.

**Cache Storage Management**

Global Record Search | Logged in as admin | Friday, February 13, 2015 | [Log Out](#)

Dashboard | Sales | Catalog | Customers | Promotions | Newsletter | CMS | Reports | **System** | [Get help for this page](#)

**Cache Storage Management**

[Flush Magento Cache](#) [Flush Cache Storage](#)

Select All | Unselect All | Select Visible | Unselect Visible | 8 items selected

Cache Type	Description	Associated Tags	Status	Submit	
<input checked="" type="checkbox"/>	Configuration	System(config.xml, local.xml) and modules configuration files(config.xml).	CONFIG	ENABLED	Submit
<input checked="" type="checkbox"/>	Layouts	Layout building instructions.	LAYOUT_GENERAL_CACHE_TAG	ENABLED	
<input checked="" type="checkbox"/>	Blocks HTML output	Page blocks HTML.	BLOCK_HTML	ENABLED	
<input checked="" type="checkbox"/>	Translations	Translation files.	TRANSLATE	ENABLED	
<input checked="" type="checkbox"/>	Collections Data	Collection data files.	COLLECTION_DATA	ENABLED	
<input checked="" type="checkbox"/>	EAV types and attributes	Entity types declaration cache.	EAV	ENABLED	
<input checked="" type="checkbox"/>	Web Services Configuration	Web Services definition files (api.xml).	CONFIG_API	ENABLED	
<input checked="" type="checkbox"/>	Web Services Configuration	Web Services definition files (api2.xml).	CONFIG_API2	ENABLED	

Actions Refresh Submit

**Additional Cache Management**

[Flush Catalog Images Cache](#) Pregenerated product images files.

[Flush Swatch Images Cache](#) Pregenerated configurable swatches image files.

[Flush JavaScript/CSS Cache](#) Themes JavaScript and CSS files combined to one file.

**Refresh and flush magento cache**

# Using extension

## Using markers for customers

### Go to **Customers**

Magento Admin Panel

Global Record Search | Logged in as mag19test | Friday, May 27, 2016 | [Log Out](#)

Dashboard | Sales | Catalog | **Customers** | Promotions | Newsletter | CMS | Reports | System | [Get help for this page](#)

**Latest Message:** Reminder: Change Magento's default phone numbers and callouts before site launch | You have **13 critical**, 6 major, 19 minor and 67 notice unread message(s). [Go to notifications](#)

### Manage Customers

[Add New Customer](#)

Page 1 of 1 pages | View 20 per page | Total 3 records found | Export to: CSV | [Export](#) | [Reset Filter](#) | [Search](#)

ID	Marker	Name	Email	Group	Telephone	ZIP	Country	State/Province	Customer Since	Action
3	3	Jackie Chan	jacha@email.com	General	555557	100600	China		May 23, 2016 8:30:56 PM	<a href="#">Edit</a>
2	2	Stallone		General	555556	90001	United States	California	May 23, 2016 8:24:26 PM	<a href="#">Edit</a>
1	1	Arnold Schwarzenegger	arnichwarz@email.com	General	555555	90001	United States	California	May 23, 2016 8:17:43 PM	<a href="#">Edit</a>

**Customers with markers**

Here you can:

- Set new marker and notes for any customer
- Delete marker for customer
- Change marker and notes for customer

To set a new marker just click on any cell to the left of the customer in the **Marker** column. To delete or edit any existing marker, click on it.

Magento Admin Panel

Global Record Search | Logged in as mag19test | Friday, May 27, 2016 | [Log Out](#)

Dashboard | Sales | Catalog | **Customers** | Promotions | Newsletter | CMS | Reports | System | [Get help for this page](#)

**Latest Message:** Reminder: Change Magento's default phone numbers and callouts before site launch | You have **13 critical**, 6 major, 19 minor and 67 notice unread message(s). [Go to notifications](#)

### Manage Customers

[Add New Customer](#)

Page 1 of 1 pages | View 20 per page | Total 3 records found | Export to: CSV | [Export](#) | [Reset Filter](#) | [Search](#)

ID	Marker	Name	Email	Group	Telephone	ZIP	Country	State/Province	Customer Since	Action
3	3	Jackie Chan	jacha@email.com	General	555557	100600	China		May 23, 2016 8:30:56 PM	<a href="#">Edit</a>
2	2	Stallone		General	555556	90001	United States	California	May 23, 2016 8:24:26 PM	<a href="#">Edit</a>
1	1	Arnold Schwarzenegger	arnichwarz@email.com	General	555555	90001	United States	California	May 23, 2016 8:17:43 PM	<a href="#">Edit</a>

**Change Marker**

Marker type:

Notes: Lorem ipsum dolor sit amet, consectetur adipiscing elit. Fusce ut ultrices nulla.

[Cancel](#) [Delete](#) [Update](#)

**Set new marker or edit existing**

# Add new types of markers to system

Go to **Customers - Customer Markers**

Here you can see all markers in your system.

Magento Admin Panel

Global Record Search | Logged in as mag19test | Friday, May 27, 2016 | [Log Out](#)

Dashboard | Sales | Catalog | **Customers** | Promotions | Newsletter | CMS | Reports | System | [Get help for this page](#)

**Latest Message:** Reminder: Change Magento's default phone numbers and callouts before site launch | You have **13 critical**, 6 major, 19 minor and 67 notice unread message(s). [Go to notifications](#)

**Customer Markers** [Create New Marker](#)

Page 1 of 1 pages | View 20 per page | Total 7 records found [Reset Filter](#) [Search](#)

ID #	Image	Marker Name	Action
1		Busy	<a href="#">View</a>
2		Check	<a href="#">View</a>
3		Cool	<a href="#">View</a>
4		Edit	<a href="#">View</a>
5		Lock	<a href="#">View</a>
6		Plus	<a href="#">View</a>
9		Archives	<a href="#">View</a>

## Customer Markers admin extension page

You can:

- Add new markers (**Customers - Customer Markers - Add New Marker**)
- Delete or edit any marker
- Use filters to find required markers

To add new marker click on **Create New Marker** button on the top right corner of page. To edit any marker click on line with it in the table.

Magento Admin Panel

Global Record Search | Logged in as mag19test | Friday, May 27, 2016 | [Log Out](#)

Dashboard | Sales | Catalog | **Customers** | Promotions | Newsletter | CMS | Reports | System | [Get help for this page](#)

**Latest Message:** Reminder: Change Magento's default phone numbers and callouts before site launch | You have **13 critical**, 6 major, 19 minor and 67 notice unread message(s). [Go to notifications](#)

**Customer Marker New** [Back](#) [Save](#)

**Marker Options**

Warning! Image size - 24x24 px. We recommend to upload images with exactly this size. Images with other sizes will be resized, that may affect the quality.

Marker Name

Image  
[Upload Files...](#)

## Add new or edit existing marker

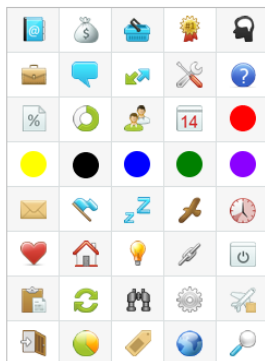
Warning! Image size - 24x24 px, .png with transparent background preferred. We recommend to upload images with exactly this size. Images with other sizes will be resized, that may affect the quality.

There are big pack of free bonus icons for your markers included. Check folder with extension and this manual.


### Basic Integrated icons



### Colored icon pack



### Orange icon pack



Enjoy the extension!

# System Requirements

Compatible with Magento 1.4 or later.

There is no special requirements for using this extension. You can familiarize yourself with the general requirements for Magento here — <http://devdocs.magento.com/guides/m1x/system-requirements.html>

## License

License — Commercial.

You may use the extension only with single web site. For use on other websites you must purchase another copies. The copying of module, distribution, resale and modification without the consent of the developer is prohibited. We trust in your honesty.

## Developer Info

### Developer

MageX (ex. Studio Kontenta)

### Site

<https://magex.pro>

### Contacts

<https://magex.pro/contact-us>

support@magex.pro